

CDP SUPPLIER ENGAGEMENT RATING REPORT 2019




Syniverse

Region	North America
Country	United States of America
Questionnaire	General
Activity Group	Media, telecommunications & data center services

CDP evaluates organizations engagement with their suppliers on climate change. Purchasing organizations have the potential to incentivize significant environmental changes through engagement with their suppliers. By evaluating supplier engagement and recognizing best practice, CDP aims to accelerate global action on supply chain emissions. This document presents your supplier engagement rating and helps you benchmark against your peers.

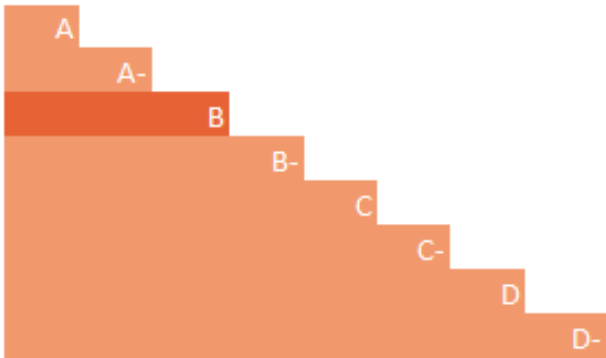
YOUR SER RATING



Average performance



UNDERSTANDING YOUR SCORE REPORT



Syniverse received a B which is in the Management band. This is higher than the North America regional average of C, and higher than the Media, telecommunications & data center services sector average of C.

Leadership (A/A-): Implementing current best practices

Management (B/B-): Taking coordinated action on supplier engagement

Awareness (C/C-): Knowledge of impacts of supplier engagement

Disclosure (D/D-): Transparent about supplier engagement

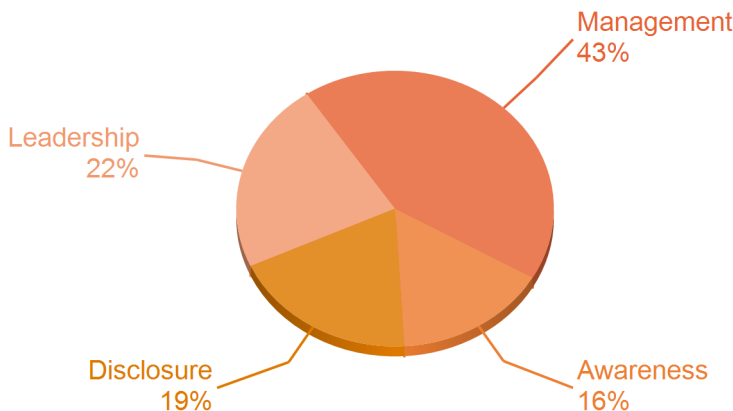
ACTIVITY GROUP PERFORMANCE

Media, telecommunications & data center services

Your company is amongst 43% of companies that reached Management level in your Activity Group

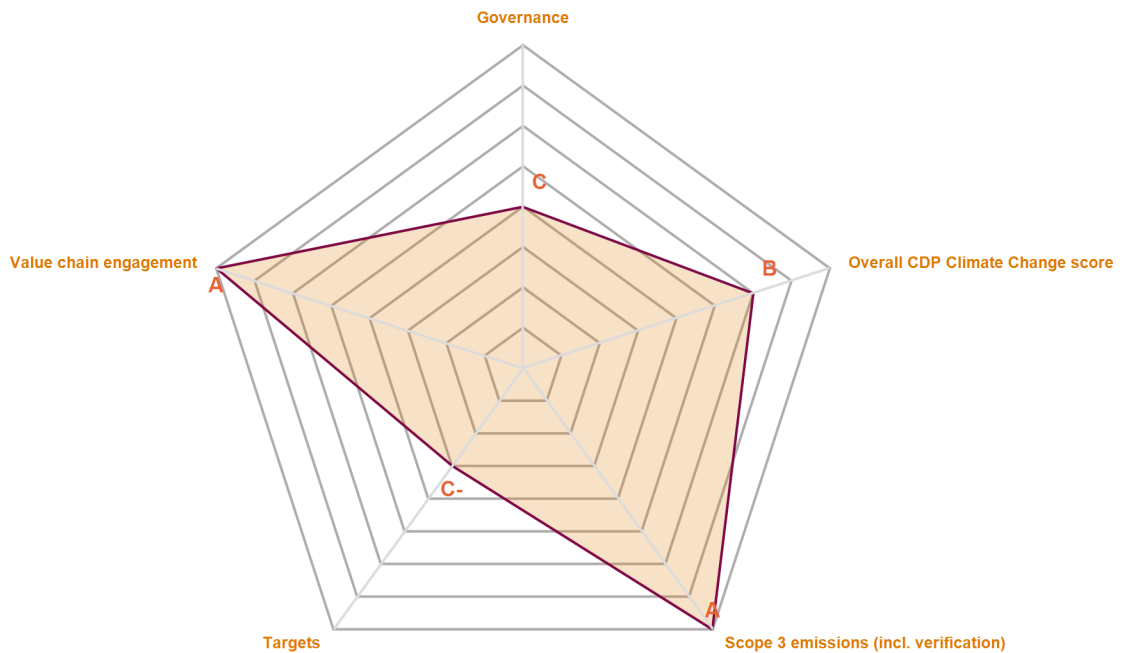
A sample of A-list companies from your Activity Group:

- Telstra Corporation
- BT Group
- Proximus
- Hewlett Packard Enterprise Company
- Deutsche Telekom AG



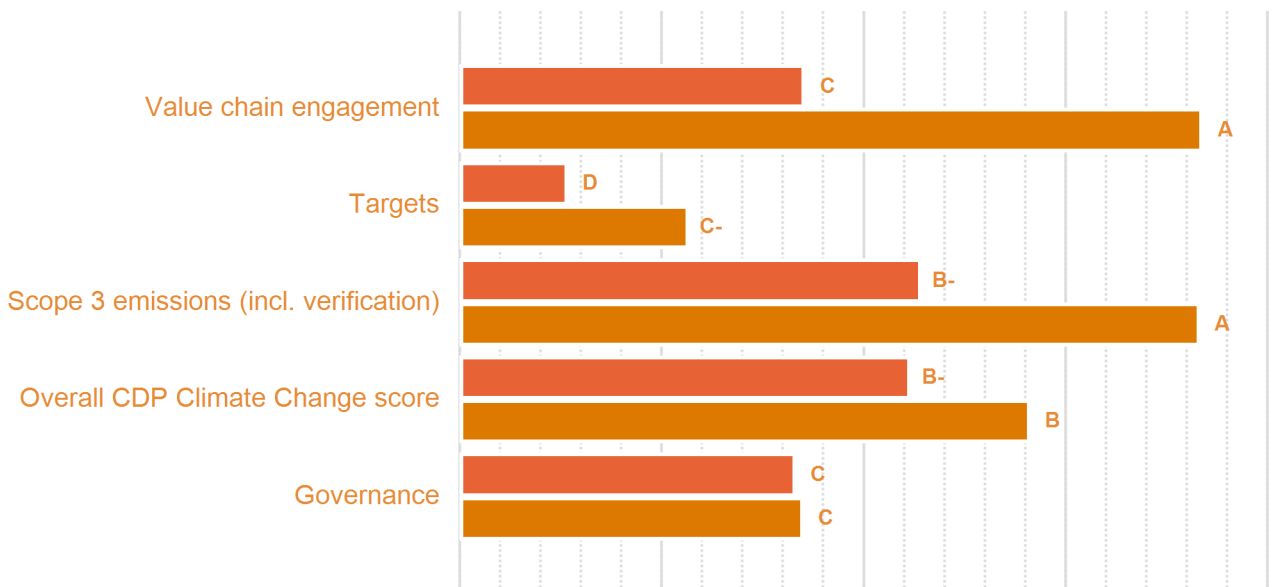
CDP SUPPLIER ENGAGEMENT RATING REPORT 2019

CATEGORY SCORES



Please download the [‘CDP Supplier Engagement Rating Introduction’](#) for more information on the category ratings.

CATEGORY SCORES BENCHMARKING



Each category rating in the bar chart represents the progression within each rating level.

Rating categories are groupings of questions and are subgroups of the 2019 questionnaire. Weightings are applied to ratings to reflect the relative importance of each category to progress supplier engagement on climate change. To find out more about category weightings, please download the [‘CDP Supplier Engagement Rating Methodology’](#).